



ROXETH MEAD NEWSLETTER

In Discendo Gaudium - Joy of Learning

Academic Year 2018-19

Issue 1 October 2018

In This Issue:

- From The Headteachers
- Parent's Evening
- Behaviour
- Dental Health
- News from the Classes
- Computing
- Art
- Outside of School
- Parent's Information
- Dates for Your Diary
- Half Term Activities

From The Co-Headteachers

Welcome back to the new academic year. What a wonderful first half term; all of the children have settled beautifully into their classes.

It has been a delight to see so many examples of excellent learning in lots of different forms taking place. We have seen superb social skills developing such as sharing, taking turns, listening and good sitting. We have also seen great phonics, number, shape and writing. It has been lovely to celebrate the children's successes in our Friday assemblies where every week four children are awarded with a Superhero Award which is displayed in the hall for a week until they take it home. Our superhero board is shown here.



It was great to celebrate Harvest with our children at our Harvest Assembly on September 25th. It was lovely to see how even our youngest children sat, listened and then got involved when appropriate singing, "Big Red Combine Harvester". Thank you to our Year 1 children for helping to spell out various words from the letters in HARVEST, including, EARTH, STARVE and HEART. We collected donations of food and toiletries for our celebration and were able to send three large boxes to our local Foodbank. Thank you to all our parents for your generosity.

Parents' Evening

We will be holding a parent/teacher consultation on the afternoon / evening of **Tuesday 27th November**. We would like to invite you to make a 15-minute appointment with your child's class teacher to discuss progress so far this year. At that meeting we will also give you a short written report. The class teacher will be speaking to you to arrange an appointment time after half term.

Behaviour

To the right, you can see a copy of the poster that we have on display in each classroom. The teachers are encouraging the children to use their Superstar Behaviour every day. We talk about self-control; taking responsibility for our actions; always following instructions and respect. The two we refer to most are 1) Self-control (controlling our actions and feelings by behaving sensibly and showing courtesy to others) and 2) Respect – this incorporates aspects of equality, tolerance, inclusion and diversity. If you want to use this vocabulary with your children at home too, this would be great!

We hope you saw our letter about Read Write Inc. If you did not, we have included it again later in this newsletter.

Best Wishes,
Mrs Goodwin & Mrs Mackintosh



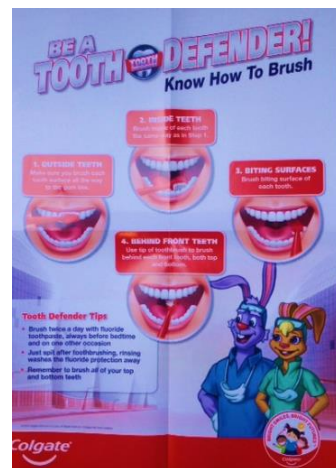
Buckholt House
25 Middle Road
Harrow on the Hill
HA2 0HW
0208 422 2092
info@roxethmead.com
www.roxethmead.com

Assembly on Dental Health



All the children enjoyed a recent assembly about dental hygiene. Even the youngest children understand why it is important to brush their teeth twice a day and that good brushing habits contribute to a healthy lifestyle. While they all knew that they must have help from an adult to complete this task properly, many were surprised and delighted that the ultimate responsibility for getting it done lies with them. It is never too early

to foster this independence of spirit. Later, in Year 1, there was a discussion about milk teeth. Needless to say, our friend the Tooth Fairy was prominent and the children made boxes for their teeth when they come out. Mrs Isaacs



News from Pre-School

I am pleased to report that all the new children in pre-school have settled in very well and they are all clearly enjoying their time at school. They all have their own little personalities and I have been delighted to meet them and their families and help some of them experience their first taste of life outside of the home without their parents or carers and start to form some new friendships both within the class and the wider school community.

Without exception they all enjoy our beautiful garden where they are able to run, climb, slide, pedal bicycles and 'sell ice creams' from our caravan! We have some superb art work on display in the classroom and I hope you have enjoyed seeing their art, colouring, simple tracing of lines, threading and collage work which has been sent home as well as tasting their culinary delights!! To the right, you can see their wonderful attempts at drawing themselves.

Although still very young, all the children sit well for stories and singing and all have learnt to answer the register with a cheery 'good morning Mrs O'Neill'. I am confident they will all continue to thrive and I look forward to another happy half term. Mrs O'Neill



News from Nursery Class

The autumn term for the Nursery Class started in the newly decorated conservatory with great views of the outdoors, giving children opportunities to observe squirrels, birds, cats, autumn leaves, aeroplanes flying past and give a first-hand weather report.

As the term has progressed our numbers have increased and the children have settled well. They have made friends and are getting used to the new routine. The good weather has given children opportunities for extended outdoor play, including walks around the garden, collecting leaves for our autumn collage.

Our Phonics lessons have created quite a buzz. The children are enjoying learning the sounds of the letters, have engaged in activities like blowing bubbles, bouncing a ball, to playing drums. They have also been introduced to the characters from our new Read, Write, Inc. scheme. The children have enjoyed the topic related Art and Craft activities and have participated with enthusiasm. It has been a very good start to the new term.

Mrs Kalsi



News from Reception Class

It has been a pleasure getting to know the children in Reception this term. They all entered the class with a willingness to learn and have settled well into everyday routines. It is lovely to see friendships developing and children building positive relationships during playtime.

In Maths we have been working on numbers and shape. The children really enjoyed going on a shape hunt around the playground and seeing what shapes they could find. Read Write Inc. has proved to be a great success so far and the class are really enjoying reading together in small groups and progressing through the Ditty books. Their enthusiasm for writing has also been so lovely to see and overall their handwriting has improved greatly.



Our weekly topics have grabbed the children's imaginations and we have had great fun learning about the five senses, particularly the taste test where mustard turned out to be surprisingly popular! We have also been looking at Autumn and have produced some great Autumn Art work.

We have been working hard to encourage positive behaviour in Reception and the marble jar has offered great incentive for the children to behave! We look forward to our end of term party when the marble jar is full, as a reward for their perseverance.

Rehearsals have now started for the Christmas Nativity and the children are learning the songs well. We look forward to sharing this with you at the end of term.

Mrs Amin & Mrs Conway



News from Year 1

It has been a very busy start to the school year in Year 1. We have embarked on the Read Write Inc. literacy scheme which is proving to be a success as we are all enjoying the stories. In our Humanities topics we have been map making and exploring the history of the teddy bear. We had great fun when we brought our own soft toys into school to relate their own particular histories.

It is a steep learning curve meeting the demands of Key Stage One and the children have certainly risen to the challenge this half term. Well done, Year 1!

Mrs Power



Computing

Since the beginning of term we have been enjoying a variety of activities during our computing sessions.

Our pre-school and nursery children have all been developing their mouse control by using interactive games based around nursery rhymes – they have helped Twinkle to catch the falling stars, Incy Wincy to join up the dots to make colourful pictures and Baa Baa to match the woolly jumper patterns. They have also had fun using the up and down arrows on the keyboard to help The Grand Old Duke of York and his men to march up and down the hill.



In the Reception class the children have been naming and labelling parts of the computer and beginning to think about the technology we use at home and in school. They have also had great fun meeting the Beebots and are starting to understand the importance of putting instructions into the correct order to make something happen.



Our Year 1 children have been considering how and why we use technology and also thinking about how we make controllable machines work. Their knowledge never ceases to amaze me! They took a trip around the world to look for 3D shapes and have used an interactive labelling activity to create a face before adding appropriate labels. They were then able to use the keyboard to type their names before printing out their creations.



Mrs Ellis

Art Gallery - Featuring some of the art work our children have done so far this term



Achievements Outside of School

Many congratulations to Kamala. She took part in The Moor Park Under 7s Fun Run on Sunday 30th September in aid of The Lynda Jackson Macmillan Centre. Very well done Kamala!

If your child does something great outside of school – please tell us about it so we can put it in our next newsletter. If you email us a photograph too, that will be even better!



Parents' Information



PE Uniform

Billings & Edmunds, our uniform supplier on The Hill, will very shortly have our PE kit in stock.

<http://www.billingsandedmonds.co.uk/>

A reminder that the children need:

- Black plimsolls Velcro fitting
- White polo shirt
- White Shorts
- Green School Sweatshirt
- Black jogging bottoms to be worn in cold weather
- PE bag (available from us not Billings and Edmunds)



Read Write Inc.

We hope you saw our letter about RWI, if not, here is a summary:

Read, Write Inc is an integrated approach to teaching phonics, reading, writing, handwriting and spelling, devised by one of the UK's leading authorities on literacy, Ruth Miskin OBE. You might like to watch this video first as it explains what Phonics is.

<https://www.youtube.com/watch?v=rYxnmilvCWc&list=PLRKcpLXEIYB10GICiuAh4xiKZ58ixhZJv>



Here are ten top tips from Read Write Inc.

1. **Saying sounds correctly** This is really important when you are helping your child to learn the sounds. Just remember not to add an *uh* to the end of the consonant sounds – so say *mmm* not *muh*, *lll* not *luh*, etc. because then later it's easier to blend the sounds together to make words. For an illustration, take a look at the video at <https://www.youtube.com/watch?v=EYx1CyDMZSc>
2. **Linking sounds to letters** Encourage your child to make a link between the sound and the written letter shape. Start with the sounds in your child's name and then look out for them in signs. The sound *m* in McDonalds is always a good starting point too! This video shows what we mean. <https://www.youtube.com/watch?v=qB6SvZscxgg&t=72s>
3. **Sounds represented by more than one letter** Some sounds are represented by more than one letter such as *sh* in *ship*, *ch* in *chat*, *th* in *thin*, *qu* in *quick* and *ng* in *sing*. When you're out and about point out examples of these to your child too. You might see them in posters, signs, or leaflets.
4. **Practise, practise, practise** Build up a knowledge of the letters and sounds quite quickly with your child and keep practising so that it becomes automatic. Keep reminding 'Do you remember when we were talking about the sound *ch*...?', or 'Oh look! There's a big *t* (sound) on that poster!'

5. **Putting sounds together to read simple words** Say the sounds *c-a-t* to read *cat*, *sh-o-p* to read *shop* and *s-t-r-ee-t* to read *street*. If your child gets stuck and is struggling to blend the sounds, say the sounds yourself, quickly, until your child can hear the word! Only beginner readers need to sound out every word as they read all the time. But, they will still need to work out new and long words.
6. **Tricky words** Some everyday words in English have tricky spellings and can't be read by blending. Imagine trying to read the word *said* or *does* by blending each letter! These are sometimes called high frequency, tricky words, or red words. These words just have to be learned by sight and flashcard-type games are a good way to practise these.
7. **Reading books** The RWI books we send home are decodable books. This means the books contain mostly words that children can read by sounding out to get them off to a good start with independent reading. After your child has read a page, you can read it aloud again, to make sure that the story is enjoyed and understood.
8. **Using pictures** Pictures are great for sharing and talking about a story (which is really important too!) but don't encourage your child to use pictures to guess the words that they don't already know.
9. **Writing letters** Teach your child how to write the letters as the letter sounds are learned. And don't forget to show your child how to hold the pencil correctly too!
10. **Common sense... Lots and lots of books!** Carry on sharing and reading lots and lots of stories and information books to and with your child. **Praise and hugs!** Most importantly, remember that your child will learn much faster with encouragement, praise and hugs.

If you have questions about RWI, please ask.

How to Help Your Child at Home

The most important thing you can do to help your child at home is to read, read and read! Reading every single day is so important and a great routine to get in to. It can be a lovely time to spend with your child, not only with their reading book but with story books from school or home. Help your child to be as independent as possible – holding the book, turning the pages, pointing to the text and joining in with familiar phrases. When sharing a story with your child you can model key skills which will support them in their learning. For example, finger pointing to the words, scanning from left to right, spotting tricky words and familiar sounds, picking up information from illustrations and making predictions.

Useful Websites

<http://jollylearning.co.uk/2010/10/29/hear-the-letter-sounds/>

<http://www.rainbowresources.co.uk/#/letters-sounds/4549552053>

www.bbc.co.uk/schools/ks1bitesize

www.topmarks.co.uk

<http://www.kenttrustweb.org.uk/kentict/content/games/>

www.ictgames.com/literacy

<http://www.bbc.co.uk/schools/wordsandpictures/index.shtml>

<http://www.letters-and-sounds.com>

www.phonicsplay.co.uk

<https://www.phonicsplay.co.uk/PicnicOnPluto.html>

<http://jollylearning.co.uk>

<https://www.oxfordowl.co.uk/for-home/reading-owl/expert-help/phonics-made-easy>

<https://www.oxfordowl.co.uk/for-home/>

<https://www.mathplayground.com/>

Help your child with reading

I spy

Play 'I Spy' games. Can you find words beginning with...? Can you find a picture of a ...? How many ... can you see?

Ask questions

Ask questions about the story as you read it e.g. What is the story about? Why do you think they made that choice? Was it a good choice? Why did that happen? What do you think will happen next? What was your favourite part of the story? Why?

Make it fun

Enjoy reading together. Give characters funny voices and engage with the pictures. Make a game out of finding words that rhyme or start with the same sound.

Be seen

Make sure you are seen reading. Keep books and magazines at easy reach.

Get out

Go to your public library regularly. Find the books you loved as a kid to read together.

Create

Use reading to inspire drawings or new stories.

Go online

Look online & in app stores for appropriate word & spelling games.

Make space

Have a special place or a certain time when you read together.

Read everything out loud.

Books, poems, nursery rhymes, newspaper & magazine articles, food labels... anything that is close to hand!

Online Safety

The internet is an amazing resource which enables children to connect, communicate and be creative in a number of different ways, on a range of devices. However, the internet is always changing, and we need to keep our children safe. Please look at the following sites for advice.


<http://www.childnet.com/ufiles/Supporting-young-people-online.pdf>

<http://www.childnet.com/resources/keeping-under-fives-safe-online>

Words for Life (National Literacy Foundation)

To mark World Mental Health Day on 10th October and with children's happiness and mental health so often in the news these days, The National Literacy Foundation have a list of books to help children feel happier and more confident. You can find the list here: <http://wordsforlife.org.uk/node/1653>.


We recommend these from the list:



Can I Join Your Club?

By John Kelly and Steph Laberis


A heart-warming story which celebrates the importance of diversity and friendship. Perfect for little ones who are learning to make friends at a new school or nursery.



The Wardrobe Monster

By Bryony Thomson

A wonderful reassuring story for children who might imagine monsters in their bedroom at night time. What's that knocking sound coming from the wardrobe? Every night, it makes Dora and her toy friends afraid to go to bed and every morning they are grumpy through lack of sleep. Eventually, they summon up the courage to face their fear together and open the wardrobe door to find it's not as bad as they thought.



Happy, Sad, Feeling Glad

By Yasmin Ismail

An endearing and engaging look at emotions and how different situations cause different feelings. What has made Dog happy? Do you know what Cat is scared of? And why is Donkey so excited? A range of fun art activities encourages young readers to explore their feelings and express themselves with drawings, doodles and decorations.

Healthy Packed Lunches

I know it can sometimes be difficult to satisfy children's taste buds, particularly if they are fussy eaters. However, pupils need a full stomach in order to concentrate and be active during the school day. We are a healthy school and aim to teach pupils to make choices which are beneficial to them. For more information on healthy packed lunches go to: <http://www.nhs.uk/Change4Life/Pages/healthy-lunchbox-picnic.aspx>. Please ensure your child's lunch box is clearly named and placed neatly in the lunch box area daily.

Medical Notice and Allergies

As a school we support those children with a variety of medical needs. We have a number of children in our school who are allergic to nuts & nut related products. For some children it can be a mild reaction to this food item. However, for other children it can become life threatening. We are therefore, seeking your support in ensuring nuts and nut related products are not brought into the school. Many thanks!

Reminder - hot lunches are available

Our hot lunches are provided by The Pantry Catering Company. If you wish your child to have hot lunches....

- 1) Visit the website: www.thepantrycatering.co.uk/school_meals/login and register to create a new account
- 2) Fill in the details requested, choosing 'Roxeth Mead School' from the drop down box
- 3) Choose 'Person eating is in year'
- 4) Enter payments details (please note that no child in an Independent School is eligible for free school meals)
- 5) Select your option each day.
- 6) Follow steps to complete payment and booking.



For safety reasons please do not leave children unaccompanied in the car whilst you collect siblings.
Thank you!



Local Events....

07833447356 | OFFICE@THEEDPSYCH.COM

THE ED PSYCH PRACTICE

FREE DROP-IN CONSULTATIONS

Do you want to know if your child's speech and language skills are appropriate for their age? Do you have any concerns with their development or behaviour?

You can have a free 30 minute consultation with one of our Speech and Language therapists. Bring your child along to the appointment and get some advice.

FRIDAY 26TH OF OCTOBER

12:00PM - 4:00PM | 21B BRIDGE STREET, HA5 3HR

CALL OR EMAIL US TO BOOK YOUR FREE 30 MINUTE CONSULTATION

A cartoon illustration of seven children of various ethnicities standing in a row. Each child has a speech bubble above their head, containing a different colored dot (yellow, blue, red, green, orange, purple, and pink). The children are drawn in a simple, friendly style.A poster for Harrow Cookery School's Halloween Special. The background is orange with black silhouettes of a spider on a web, a witch on a broom, a haunted house, and a bare tree. The text is in a mix of bold, sans-serif and cursive fonts.

HARROW COOKERY SCHOOL HALLOWEEN SPECIAL

Cook up a trick or treat this Halloween Half-Term
Cooking and Craft Kids Workshops

Monday 22nd-Friday 26th October 2018

10 a.m. - 3.00 p.m.
Ages: 6-11 years

Ghoulish Gourmets
and Spooky Bakes

Book on-line at
www.harrow.gov.uk/cookeryschool

For more information call us on 020 8736 6610

Harrow COUNCIL



DATES FOR YOUR DIARY



NOVEMBER 2018

| | | |
|--------------------------|--------------|--|
| Monday 5 th | | School resumes following half term |
| Tuesday 27 th | After school | Parent / Teacher Consultation Evening. Individual appointments to be made. |
| Friday 30 th | am | Christmas parties. Children can wear their own clothes |

DECEMBER 2018

| | | |
|---------------------------|---------|---|
| Wednesday 5 th | am | Pantomime visit to Watford Palace Theatre |
| Friday 7 th | 11am | Nativity at Christs Church Roxeth Hill |
| Friday 7 th | 12 noon | End of Term |

JANUARY 2019

| | | |
|-------------------------|--|--|
| Monday 7 th | | Staff Training – school closed to pupils |
| Tuesday 8 th | | Spring Term Starts |

TERM DATES

Autumn Term 2018

Wednesday 5th September – Friday 7th December at noon
Half Term: Monday 22nd October – Friday 2nd November
Staff Development Days: Monday 3rd and Tuesday 4th September

Spring Term 2019

Tuesday 8th January – Friday 5th April at noon
Half Term: Monday 18th February to Friday 22nd February
Staff Development Day: Monday 7th January

Summer Term 2019

Wednesday 24th April – Wednesday 10th July at noon
Half Term: Monday 27th May to Friday 31st May
Staff Development Days: Tuesday 23rd April and Monday 3rd June

HALF TERM AUTUMN ACTIVITIES

If you have a spare moment at half term, you might like to undertake these Autumn activities.

Go out with an adult and look for these things:

Autumn Hunt Checklist

☐

conker

☐

yellow leaf

☐

chestnut

☐

fungi

☐

squirrel

☐

bare tree

☐

brown leaf

☐

berry

☐


orange leaf

☐

pine cone



Autumn Colouring



www.KindergartenWorksheets4Kids.com