



# ROXETH MEAD NEWSLETTER

*In Discendo Gaudium – Joy of Learning*

Academic Year 2020 – 21

July 2021

## In This Issue:

- From The Co-Headteachers
- News from the Classes
  - Babies
  - Pre-School
  - Nursery
  - Reception
  - Year 1
- Computing Day
- Sports Day
- Parent's Information
- Dates for Your Diary

## From The Co-Headteachers

We have come to the end of an incredibly challenging year and the children have thrived, despite the pandemic and lockdown. Children always amaze us with how resilient they are!


The warmer weather has meant that our wonderful garden has been fully utilised. The sand and water play areas proving very popular.

Our "Animal World" topic has been so much fun, allowing us to learn about pets, jungle animals, farm animals and sea creatures. Here we see our Pet Shop role play area that excited the children, especially the snake vivarium seen here!

It was disappointing that we had to cancel our sports day due to the unpredictable British weather. We tried as best we could to do some activities in the hall and have sent some videos home to you. Let us hope we can have a normal sports day next year!

A highlight this half term was our Computing Day on 2<sup>nd</sup> July. We were visited by Mrs Ellis who spoke to the children about keeping safe on line and being kind. The children were introduced to "Helping Hands" (the important adults in our lives who help us) and she taught us the concept of an Algorithm - a list of steps that you can follow to finish a task. See page 8 for details.

As we could not have our usual transition meeting due to the pandemic, we will be inviting all parents in on Tuesday 7<sup>th</sup> September at 4 o'clock. You will have the chance to meet the teachers and see the classrooms.



Miss Klaudia

Finally, we welcome Miss Klaudia who joined us this week. She will be running our holiday club and working in the baby room from September. We also welcome Mrs Ranabahu who joins us from our sister school, The Hall, to teach Year 1 & 2 in September, alongside Mrs Turei and Mrs Goodwin.



Mrs Ranabahu

Sadly, the end of any year is always a time for goodbyes. We have a number of children who are transferring to new schools, including Haberdashers, Orley Farm, Quainton Hall, and Buckingham Prep. We are sad to see them go, but we are sending them off with pride, knowing that we have given them the best possible foundations for success for the future. We were pleased to present a special book mark to our leavers. We hope this years' newsletters will serve as nice reminders of some wonderful times at Roxeth.

Wishing you all a wonderful, restful summer break.

Mrs Goodwin & Mrs Mackintosh



## Moving On

Your time with us was special,  
We've watched you learn and grow.  
But now the time has come for you,  
To spread your wings and go.  
So hold your head up proudly,  
We know that you'll go far.  
You'll be a shining beacon,  
Just being who you are!

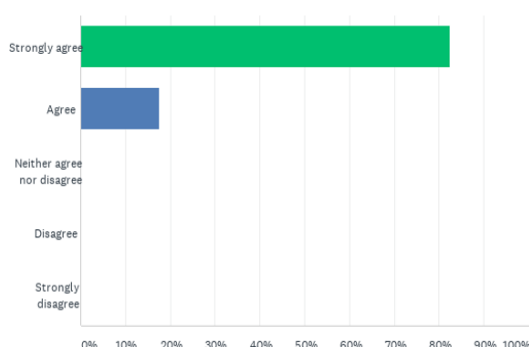
Buckholt House  
25 Middle Road  
Harrow on the Hill  
HA2 0HW  
0208 422 2092  
info@roxethmead.com  
www.roxethmead.com

## Parent Survey

We value feedback from our parents and recently sent out an online questionnaire. Thank you to those parents who replied, we had 17 responses. A summary of the feedback is included below with a copy of some of the written responses. Thank you so much for your kind words.

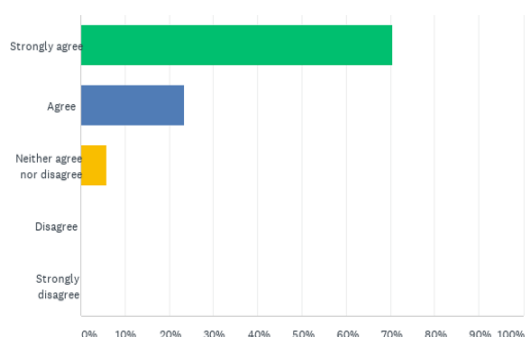
### Q2: The school caters well for my child's needs

Answered: 17 Skipped: 0



### Q3: I am happy with the progress my child is making

Answered: 17 Skipped: 0



Here are just a few comment responses from our parents.

#### Q4

I am most impressed by the following things at Roxeth Mead

The dedication, ability and care of the staff.  
The academic progress of the children.  
The level of individual attention given to the children.  
The flexibility that the school allows in terms of individual children's needs.  
The high levels of communication, friendliness and ability to address issues quickly

#### Q4

I am most impressed by the following things at Roxeth Mead

- teachers
- communication through EY log and the updates I receive.
- small family feel
- small class numbers which means there is more attention given to each child.
- broad set of learning given to the children

#### Q4

I am most impressed by the following things at Roxeth Mead

I just feel so grateful that [redacted] has had such a perfect start to her education at Roxeth Mead - I have absolutely no criticism whatsoever. I feel that the teaching staff are so experienced and know exactly what is best for [redacted] and I also think that they tailor the child's experience to the needs of each individual child, rather than adopting a 'one size fits all' approach. I've been impressed by the range of activities the children are given [redacted] is happy, confident and engaged at Roxeth Mead and we're thrilled. I've also been impressed by the depth and detail of the school reports.

#### Q4

I am most impressed by the following things at Roxeth Mead

The warm and nurturing teachers and communication.

#### Q6

Is there anything else you would like to tell us?

Thank you for making Roxeth Mead a lovely school which also helps children progress.

#### Q6

Is there anything else you would like to tell us?

Love the school. Would recommend it to anyone with a child.



## News from Baby & Toddler Room

It has been a pleasure working with the babies and toddlers this term, seeing them become more confident and curious. These photos show the range of activities that they have engaged in. Miss Elle



## News from Pre-School

As we near the end of another academic and strange year, my overwhelming thoughts are of what we have been through and, for those of you who started in Pre School a couple of years ago, what we have all been through with you joining, going through lockdown, returning to different 'rules' and some now moving on to start at a new school. Along with us all, let's hope and pray this is the beginning of 'normality' and for those of you to have not seen family members for a long time you are reunited soon.



It has been a busy and productive half term in Pre-School class, as well as a very happy one. The children are so cheerful, I love watching them make up games and enjoying all the various activities available to them. We have focussed on the animal world and they loved meeting Mrs Goodwin's little dog Scamp, who was very tolerant! The children have enjoyed playing in the 'jungle' where Mrs Mackintosh commented on the snake vivarium and was firmly told "No it's a cardboard box!" I cannot believe how children so young have been able to recall as many sea creatures as they can - amazing and they have loved water play with some as well as creating our underwater scene using various techniques.



Another thing the children have missed out on due to COVID is our lovely trips out to theatres and farms and we have had in the past some interesting theatre groups and visitors to our school. I know that Mrs Mackintosh has plans for these starting again in the new academic year.



Finally, we would like to give our best wishes to those children leaving our happy little school, please keep in touch and be happy! We will be welcoming new children and their families to Roxeth Mead in September and for those of you returning we look forward to another happy term. Have a lovely summer!

Mrs L O'Neill and Mrs P Gatora





## News from Nursery Class

We have got to the end of another academic year! It has been a challenging year but we are grateful that we were able to support and teach the children throughout the pandemic. We are going to miss all the children who are moving on to different schools. We wish them and their families the best of luck for the future and wish our children moving up to Reception all the best.



In literacy, the children have been consolidating their knowledge of phonics by practising the forming of letters correctly and linking the sounds to familiar objects.

In numeracy, the children have been concentrating on recognising and forming the written numbers 1-10 correctly and counting objects to quantity. The children were also introduced to the concept of numbers before and after a given number.



In Knowledge and Understanding of the World, the children have been learning about sea animals, desert animals, arctic animals and summer. The children really enjoyed our topic related activities and our discussions at Circle Time and always contributed their ideas and knowledge.

The children have particularly loved our art sessions as it allowed them to use a variety of materials and tools and develop their artistic traits.

We would like to thank all the parents who supported their children in their learning.

We wish you a very happy and safe summer.

Miss Afsari and Mrs Patel






## News from Reception Class

As we come to the end of the academic year I would like to say what a pleasure it has been to teach the children in Reception Class. They have risen to all the challenges, worked hard and adapted so well to all the changes during a year of Covid related restrictions.

They have made excellent progress in reading and writing and their excitement to read their new reading book every week has been a joy to watch. They have begun to write more independently, enjoyed listening to stories, recalling and retelling them and learning to use their phonic knowledge to read unfamiliar texts.

In the Maths lessons they have participated in the practical activities with enthusiasm and consolidated their understanding of all the topics covered. They have been very keen to get their workbooks completed as we come to the end of this term.



Our recent topics have taken them on a learning journey through the Animal world. For our topic 'Pets' they learnt about different kinds of pets, looking after their chosen pet, engaged in roleplay at the Vet's surgery and the Pet shop with great enthusiasm. Their collaboration during roleplay was a joy to watch. While learning about 'Jungle and Safari animals' they made lions, paper chain snakes, learnt about 'camouflage' and painted their favourite jungle animals.

Our next topic of 'Arctic & Desert' animals took them on a journey to the North Pole and they learnt about the animals and birds that live in the harsh terrain. They painted a silhouette of a Polar bear in their art lesson. They looked at the world map to find the deserts around the world and discovered that the 'Sahara Desert' is the largest in the world. They learnt about the flora and fauna of the region and were amazed that some animals live there. Our last topic this term was 'Summer' and they enjoyed talking about all the fun activities they will be doing like going to the seaside, swimming, eating ice-cream, wearing summer clothes and going on holidays.



All the children helped to present a class Assembly on '**Animals in Danger**' by reciting a lovely poem which they learnt so well and showing pictures of endangered animals around the world. They showed great confidence and excitement at sharing their poem with the rest of the school. They have been practising for Sports Day with enthusiasm (although we had to bring it inside!) and looking forward to the end of year party.

I would like to say how proud I am of all the children in Reception Class and it has been an absolute pleasure teaching them. It is with a heavy heart we bid goodbye to some of them as they move to their new school and others who will be moving to their new class. I wish each and every one of you all the best. I would like to thank all the parents for supporting their child in their learning. Wishing you all a good Summer break and a wonderful learning journey ahead.



Mrs Kalsi, Mrs Ghatora and Mrs Azar.



## News from Year 1

I have greatly enjoyed working with the children this year, supported brilliantly by Mrs Turei. The children have made excellent progress and we are sad to be losing two pupils to Buckingham Prep. We all wish them every success in their new school.

It was such a shame that we could not have our sports day, due to the very wet weather, instead we stayed in the hall and did some competitive games inside, then went outside, in between showers and did some races on the playground.

I do hope the children will all keep revising during this long holiday. I shall be sending books home for all of them. A small amount of work each day is better than cramming just before they return to school in September. They will need a rest, because I work them quite hard, but please keep them reading and writing.

Please have a good break everyone. See you in September. Mrs Goodwin






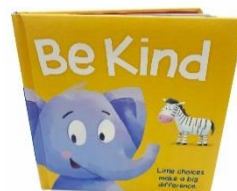

## Computing Day



On Friday 2nd July we had a Computing Day with Mrs Ellis. She spoke to the children about keeping safe on line and being kind. The children were introduced to “Helping Hands”, meaning thinking about the important adults in our lives who help us. She introduced the concept of an Algorithm- a list of steps that you can follow to finish a task. The children participated in an activity for this purpose. They had to create a dance routine to “The Grand Old Duke of York” by putting the actions in the correct order. Also they had a chance to be dancing robots following directions from a video. They learned that electronic devices need charging in order to keep working.



The day started with Nursery, Reception and Year 1 in the main hall learning about how important it is to be kind, whether face to face or if you are online. They listened to the ‘Be Kind’ book and joined in with making ‘kind’ choices for the animals. They then watched a PowerPoint about ‘The Three Monsters and the school competition’. Puff, Ness and Fizz love using the internet but had the problem of someone being unkind about their entry to an art competition and addresses who we should ask for help if we need it. This linked in with the ‘helping hand’ activity which encouraged the children to think about the important grownups in their lives who they can ask for help.



The second session saw the Nursery class being introduced to the word ‘algorithm’ – they then used action cards to create a series of dance moves to ‘The Grand Old Duke of York’. They understood the importance of putting the actions in the correct order. They all had fun performing the routine! Lots of lovely singing too! Next the Roxeth Mead Robots appeared kitted out in their robot heads! We talked about sequencing and algorithms before watching ‘Dancing Robots’ and following the routine.



After break the Reception Class used the Beebots to visit ‘Old McDonald’s Farm’ – they input instructions to find various animals and also talked about the importance of keeping the bots charged... We heard lots of realistic animal noises during this activity!

The Baked Bean Supermarket was set up in the resource room for Year 1. The pupils took turns being the cashier, the customer, the signal from the scanner to the Baked Bean database and the message from the database to the warehouse. The idea was to find out what happens behind the scenes in a supermarket.

To link with the unkind emojis which appeared on the earlier PPT (thumbs down, crying with laughter) Reception found out that an emoji is ‘a small digital image or icon used to express an idea or emotion’. They looked at various emotion based emojis to try to decide what they meant. They then used an alphabet based emoji chart to decipher codes which spelt out messages such as ‘Be Kind’ and ‘Be Happy’.



Year 1 built algorithms on the computers in the computer room to fly rockets to various planets as well as parking cars, directing butterflies to flowers and guiding the big bad wolf to the houses of the three little pigs. We were all very impressed with how the children helped each other with this activity.

Finally, we all met up in the hall to hear the story of 'Once Upon A Time Online' – this tells the story of lots of characters in Fairytale Land who suddenly get a laptop and discover the ups and downs of going online. Luckily the Fairy Godmother is there to help them.



This led on to looking at the 'helping hands' the children had created – lots of beautiful colouring and names of 5 people they could ask for help.

We all had a wonderful day!

## Sports Day

It was such shame that we could not have our sports day as planned due to the unpredictable British weather. This did not deter us though, we had some competitive games and races inside and some outside on the playground between the showers! We hope you liked the videos we sent home via the EYLog. We were pleased to present each child with a medal for their efforts and resilience in coping with the changing plans.

Had we been able to have our sports day today, we were going to start it with a song. Alas, it was not to be, so we hope you enjoyed the video we shared with you. Here is a photo of them preparing to sing their "Together" song.



# Parents' Information



## School Fees

We have not raised the fees since we took over in 2018, honouring the figures from the previous administration, but we are now having to adjust things very slightly. Rising costs and the impact of the pandemic have affected us, like all businesses. We hope you will agree that our tiny class sizes and commitment to meeting each and every child's needs is well worth this very small rise.

## Topics for Next Half Term (Autumn 1) - EYFS

Topic	Theme	Week Beginning	Other Activities to consider
	Settling In Week	6 <sup>th</sup> September	INSET 6 <sup>th</sup> & 7 <sup>th</sup> Pupils back Wed 8 <sup>th</sup>
My World	Settling in / Me & My Family	8 <sup>th</sup> September	Roald Dahl Day 13 <sup>th</sup> Sept
	Me & My Family	13 <sup>th</sup> September	Yom Kippur 15 <sup>th</sup> Sept
	The Body incl. Senses and Emotions	20 <sup>th</sup> September	
	The Body incl. Senses and Emotions	27 <sup>th</sup> September	
	People Who Help Us	4 <sup>th</sup> October	Harvest Festival
	People Who Help Us	11 <sup>th</sup> October	
	HALF TERM	18 <sup>th</sup> – 29 <sup>th</sup> October	

## Topics for Next Half Term (Autumn 1) - Year 1 & 2 :

<b>Maths</b>	Number, Fractions, Measure, Money and Shape
<b>English</b>	RWI & English Skills
<b>Science</b>	Plants
<b>History</b>	Gunpowder Plot
<b>Geography</b>	Our Local Area
<b>Music</b>	Recorders & Music Appreciation
<b>Art</b>	Mini Models
<b>PE</b>	Running & Jumping
<b>PSHE</b>	Well-being & Safety First
<b>RE</b>	Judaism
<b>French</b>	Greetings
<b>Computing</b>	Bee-bots & Coding

## Wrap-around Care 8am to 5pm

Do you need morning and after school care? A reminder that this is available from 8am to 5pm.

**Breakfast** – 8.00 – 8.30 - £5 per session. Cereal provided.

**After School Care** – 3.00 – 4.00 - £10 per session

- Monday – Arts & Crafts
- Tuesday – Science
- Wednesday – Board games, puzzles, Lego
- Thursday – Cookery
- Friday – Arts & Crafts



**After School Care** – 4.00 – 5.00 - £10 per session. Please let us know if you will require this provision.

**In September doors will open at 8.25am in preparation for 8.30am start. If you need to drop off before this, you will need to use breakfast club.**



## Staffing for September 2021

				
<b>STAFFING STRUCTURE – ROXETH MEAD SCHOOL    (September 2021)</b>				
 Headteacher & Owner Mrs S Goodwin	 Co-Headteacher Mrs S Mackintosh	 Manager - Upper School Mrs R Kalsi	 Manager - Lower School Mrs L O'Neill	
<div>+</div> <b>Class Teachers</b>				
<b>Baby &amp; Toddlers</b>  Miss Klaudia  Miss Elle	<b>Pre-School</b>  Mrs L O'Neill  Mrs P Patel	<b>Nursery</b>  Mrs K Afsari	<b>Reception</b>  Mrs R Kalsi	<b>Years 1 &amp; 2</b>  Mrs C Ranabahu  Mrs Turei
 Teaching Assistant Mrs K Azar		 Teaching Assistant Mrs P Ghatara		

## Activity Ideas for the Holiday

### Maths Brainteasers – Ask Mrs Goodwin for the answers!

Can you solve this?

$$\begin{array}{rcl} \text{Red Flower} + \text{Red Flower} + \text{Red Flower} & = & 60 \\ \text{Red Flower} + \text{Blue Flower} + \text{Blue Flower} & = & 30 \\ \text{Blue Flower} - \text{Yellow Flower} & = & 3 \\ \text{Yellow Flower} + \text{Red Flower} + \text{Blue Flower} & = & ? \end{array}$$

$$\begin{array}{rcl} \text{Apple} & = & 7 \\ \text{Grape} & = & 5 + \text{Apple} \\ \text{Apple} & = & 1 + \text{Banana} \\ \text{Apple} + \text{Grape} + \text{Banana} & = & ? \end{array}$$

Can you Solve this?

$$\begin{array}{rcl} \text{Yellow Triangle} \div \text{Blue Star} & = & 2 \\ \text{Yellow Triangle} \times \text{Blue Star} & = & 36 \\ \text{Yellow Triangle} - \text{Blue Star} & = & ? \end{array}$$

Share if you could solve it!!!

### Maths Brain Teaser - 1

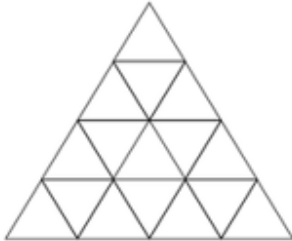
Add two adjoining numbers and write the total in the box above.

19	27	73	51	
	56			
41	11		25	

34	65	12		89
99	14	78	13	

### Maths Brain Teaser - 2

How many triangles are there in the figure below?  
(Clue: the answer is not 16)

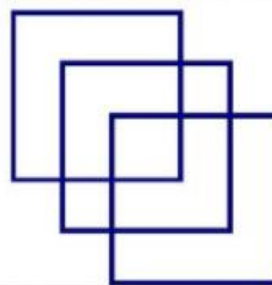


**Can you find the Missing Number?**

2	3	5	2
8	?	16	9
4	12	14	5
6	2	5	4

Share if you could find it!!!

How many squares can you see in this shape?



## Fun Science to try at Home

### Erupting Volcanoes 1 (baking powder/bicarbonate of soda and vinegar):

- 1) Watch Mrs Shevel's supporting video to help you.  
<https://www.loom.com/share/7a539f311a2e4c22909e0a85ad2d937d>
- 2) Make a volcano shape out of either playdough or a kitchen roll tube and newspaper. Put it on a baking tray to catch the mess.
- 3) Add a spoonful of baking powder or bicarbonate of soda to the centre of your volcano shape.
- 4) Add some food colouring if you have some. (Red will make your eruption look like lava!)
- 5) Pour in a little vinegar to see the eruption!
- 6) Experiment with different combinations of baking powder/bicarbonate of soda and vinegar to see which makes the biggest eruption.



### Erupting Volcanoes 2 (Coke and Mentos):

- 1) Watch the following link to help you.  
<https://www.acs.org/content/acs/en/education/whatischemistry/adventures-in-chemistry/experiments/mentos-diet-coke.html>
- 2) Go outside with your bottle of Coke and packet of Mentos.
- 3) Place your Coke bottle on a flat surface somewhere where you are allowed to make a mess.
- 4) Add the packet of Mentos to the Coke bottle and jump out of the way!




### Make your own Slime:

- 1) Watch Mrs Shevel's supporting video to help you.  
<https://www.loom.com/share/973f34f7bd604f668b27ad336328183c>
- 2) Add some cornflour to a mixing bowl.
- 3) Add some water until you get the desired slime consistency.
- 4) Optionally, you can add food colouring to colour your slime.






## Art Ideas – Why not try?...




## Great Books



### Happy, Sad, Feeling Glad

By Yasmin Ismail


An endearing and engaging look at emotions and how different situations cause different feelings. What has made Dog happy? Do you know what Cat is scared of? And why is Donkey so excited? A range of fun art activities encourages young readers to explore their feelings and express themselves with drawings, doodles and decorations.



### The Wardrobe Monster

By Bryony Thomson

A wonderful reassuring story for children who might imagine monsters in their bedroom at night time. What's that knocking sound coming from the wardrobe? Every night, it makes Dora and her toy friends afraid to go to bed and every morning they are grumpy through lack of sleep. Eventually, they summon up the courage to face their fear together and open the wardrobe door to find it's not as bad as they thought.



### Can I Join Your Club?

By John Kelly and Steph Laberis

A heart-warming story which celebrates the importance of diversity and friendship. Perfect for little ones who are learning to make friends at a new school or nursery.

## How to Help Your Child at Home

The most important thing you can do to help your child at home is to read, read and read! Reading every single day is so important and a great routine to get in to. It can be a lovely time to spend with your child, not only with their reading book but with story books from school or home. Help your child to be as independent as possible – holding the book, turning the pages, pointing to the text and joining in with familiar phrases. When sharing a story with your child you can model key skills which will support them in their learning. For example, finger pointing to the words, scanning from left to right, spotting tricky words and familiar sounds, picking up information from illustrations and making predictions.

When reading stories help your child to:

- question new or unfamiliar words, building up their vocabulary
- identify patterns, e.g. what generally happens to 'good' and 'wicked' characters at the end of stories
- draw conclusions: 'The sky has gone dark. It must be going to rain'
- explain effect: 'It sank because it was too heavy'
- predict: 'It might not grow in there if it is too dark'
- speculate: 'What if the bridge falls down?'

### Useful Websites

<http://jollylearning.co.uk/2010/10/29/hear-the-letter-sounds/>  
<http://www.rainbowresources.co.uk/#/letters-sounds/4549552053>  
[www.bbc.co.uk/schools/ks1bitesize](http://www.bbc.co.uk/schools/ks1bitesize)  
[www.topmarks.co.uk](http://www.topmarks.co.uk)  
<http://www.kenttrustweb.org.uk/kentict/content/games/>  
[www.ictgames.com/literacy](http://www.ictgames.com/literacy)  
<http://www.bbc.co.uk/schools/wordsandpictures/index.shtml>  
<http://www.letters-and-sounds.com>  
[www.phonicsplay.co.uk](http://www.phonicsplay.co.uk)  
<https://www.phonicsplay.co.uk/PicnicOnPluto.html>  
<http://jollylearning.co.uk>  
<https://www.oxfordowl.co.uk/for-home/reading-owl/expert-help/phonics-made-easy>  
<https://www.oxfordowl.co.uk/for-home/>

## Families Magazine

If you want to read Families Magazine online, you can do so by copying this link into your internet browser.

[https://issuu.com/familiesonline/docs/nw\\_london\\_9d8e40fcece864?fr=sYTI0MTMzNzU1ODU](https://issuu.com/familiesonline/docs/nw_london_9d8e40fcece864?fr=sYTI0MTMzNzU1ODU)

## Help your child with reading

### I spy

Play 'I Spy' games. Can you find words beginning with...? Can you find a picture of a ...? How many ... can you see?

### Ask questions

Ask questions about the story as you read it e.g. What is the story about? Why do you think they made that choice? Was it a good choice? Why did that happen? What do you think will happen next? What was your favourite part of the story? Why?

### Make it fun

Enjoy reading together. Give characters funny voices and engage with the pictures. Make a game out of finding words that rhyme or start with the same sound.

### Be seen

Make sure you are seen reading. Keep books and magazines at easy reach.

### Get out

Go to your public library regularly. Find the books you loved as a kid to read together.

### Create

Use reading to inspire drawings or new stories.

### Go online

Look online & in app stores for appropriate word & spelling games.

### Make space

Have a special place or a certain time when you read together.

### Read everything out loud.

Books, poems, nursery rhymes, newspaper & magazine articles, food labels... anything that is close to hand!





### On course for safer parenting



There's no doubt it's tough being a parent, having to remain one step ahead of your child from the word go.

Here are some Learn Harrow courses on allowing children safe internet and mobile phone access to try to make life easier and boost your tech knowledge along the way.

The online Internet Safety sessions (for those with children aged 4-7 and 8-10) run on the evenings of [Wednesday 7](#) and [Thursday 8](#), and a special Mobile Phones Q&A (aimed at parents/carers with 8-10-year-olds) is on [Wednesday 14 July](#), 7pm-8.30pm.

# WE HAD OUR JABS

Book yours now at [nhs.uk/coronavirus](https://nhs.uk/coronavirus)

Help us get back to the life we love



**MyHarrow News**

*Harrow* COUNCIL  
LONDON

## July Wellbeing Calendar

Jump Back Up July 2021

MONDAY	TUESDAY	WEDNESDAY	THURSDAY	FRIDAY	SATURDAY	SUNDAY
						
1. Take a small step to help overcome a problem or worry	2. Adopt a growth mindset. Change "I can't" into "I can't...yet"	3. Be willing to ask for help when you need it	4. Find something to look forward to today	5. Get the basics right: eat well, exercise and go to bed on time	6. Pause, breathe and feel your feet firmly on the ground	7. Shift your mood by doing something you really enjoy
8. Avoid saying "must" or "should" to yourself today	9. Put a problem in perspective by seeing the bigger picture	10. Reach out to someone you trust and share your feelings with them	11. Look for something positive in a difficult situation	12. Write your worries down and save them for a specific 'worry time'	13. Challenge negative thoughts. Find an alternative interpretation	14. Get outside and move to help clear your head
15. Set yourself an achievable goal and take the first step	16. Find fun ways to distract yourself from unhelpful thoughts	17. Use one of your strengths to overcome a challenge today	18. Let go of the small stuff and focus on the things that matter	19. If you can't change it, change the way you think about it	20. When things go wrong, pause and be kind to yourself	21. Identify what helped you get through a tough time in your life
22. Find 3 things you feel hopeful about and write them down	23. Remember that all feelings and situations pass in time	24. Choose to see something good about what has gone wrong	25. Notice when you are feeling judgmental and be kind instead	26. Catch yourself over-reacting and take a deep breath	27. Write down 3 things you're grateful for (even if today was hard)	28. Think about what you can learn from a recent problem
29. Be a realistic optimist. Focus on what could go right	30. Reach out to a friend, family member or colleague for support	31. Remember we all struggle at times - it's part of being human				

ACTION FOR HAPPINESS

Happier · Kinder · Together



## DATES FOR YOUR DIARY



JULY		
Thursday 8th	am	End of Year Parties. Party clothes permitted. Children who don't normally attend on a Thursday morning may do so.
Thursday 8th	<b>12 noon</b>	Break up for Summer Holiday
Monday 12 <sup>th</sup> July to Friday 27 <sup>th</sup> August	8 – 4pm	Holiday Club for pupils and siblings up to age 10
SEPTEMBER		
Monday 6 <sup>th</sup>	All day	INSET Day
Tuesday 7 <sup>th</sup>	All day	INSET Day
Tuesday 7 <sup>th</sup>	4 – 5pm	All parents invited in to meet the teachers and see classrooms
Wednesday 8 <sup>th</sup>	8.30am	New term starts
Thursday 23 <sup>rd</sup>	6-7pm	Parent Meeting – Considering options for childrens' next schools

## Term Dates 2021-22

### Autumn Term 2021

***Inset for Staff:*** Monday 6<sup>th</sup> & Tuesday 7<sup>th</sup> September

#### **Term Begins:**

Wednesday 8th September

#### **Half Term:**

Monday 18th October – Friday 29th October

#### **Term Ends:**

Tuesday 14th December after Christmas Nativity at midday

### Spring Term 2022

***Inset for Staff :*** Monday 10<sup>th</sup> & Tuesday 11<sup>th</sup> January

#### **Term Begins:**

Wednesday 12th January

#### **Half Term:**

Monday 14th – Friday 18th February

#### **Term Ends:**

Friday 25th March at midday

### Summer Term 2022

***Inset for Staff :*** Tuesday 19th April

#### **Term Begins:**

Wednesday 20th April

Bank Holiday: Monday 2nd May

#### **Half Term:**

Monday 30th May – Friday 3rd June

#### **Term Ends:**

Thursday 7th July at midday



## **ROXETH MEAD SCHOOL FEES – AUTUMN TERM 2021**

There are 3 terms per year and each term is 11 weeks long – 55days.

**Morning 8.30am – 12noon. Full Day 8.30am – 3.00pm.**

To aid traffic flow, babies & preschool may be collected any time after 2.45pm.

**Late pick up fee - £10 after 10 minutes and of £1 per minute thereafter**

<b>Baby &amp; Toddlers (3 months- 2 years)</b>		<b>(Minimum Ratio 1 adult – 3 children)</b>	
3 mornings minimum		<b>£2,000</b>	<b>per term</b>
4 mornings		<b>£2,300</b>	<b>per term</b>
5 mornings		<b>£2,555</b>	<b>per term</b>
2 full days		<b>£2,300</b>	<b>per term</b>
3 full days		<b>£2,900</b>	<b>per term</b>
4 full days		<b>£3,400</b>	<b>per term</b>
5 full days		<b>£3,800</b>	<b>per term</b>
<b>Pre-school (2-3 years)</b>		<b>(Minimum Ratio 1 adult – 4 children)</b>	
3 mornings minimum		<b>£2,000</b>	<b>per term</b>
4 sessions		<b>£2,300</b>	<b>per term</b>
5 sessions		<b>£2,555</b>	<b>per term</b>
2 full days		<b>£2,300</b>	<b>per term</b>
3 full days		<b>£2,800</b>	<b>per term</b>
4 full days		<b>£3,350</b>	<b>per term</b>
5 full days		<b>£3,700</b>	<b>per term</b>
<b>Nursery (3 -4 years)</b>		<b>(Minimum ratio 1 adult to 8 children)</b>	
3 sessions minimum		<b>£2,000</b>	<b>per term</b>
4 sessions		<b>£2,300</b>	<b>per term</b>
5 sessions		<b>£2,555</b>	<b>per term</b>
2 full days		<b>£2,300</b>	<b>per term</b>
3 full days		<b>£2,800</b>	<b>per term</b>
4 full days		<b>£3,300</b>	<b>per term</b>
5 full days		<b>£3,600</b>	<b>per term</b>
<b>Reception (4 -5 years)</b>		<b>Yr1 (5-6 years)</b>	<b>YR2 (6-7) years</b>
Full Time		<b>£3,800</b>	<b>per term</b>

<b>Clubs – for Pre-School and above</b>		
Breakfast 8.00– 8.30am (ad hoc) (including breakfast – cereal or toast)	<b>£5.00</b>	<b>per session</b>
After school Club to 4.00pm (ad hoc) <b>babies &amp; preschool</b>	<b>£12.50</b>	<b>per session</b>
Homework and afterschool club to 4.00pm	<b>£12.50</b>	<b>per session</b>
Extended Club 4.00pm – 5.00pm (ad hoc)	<b>£12.50</b>	<b>per session</b>
5 DAYS Breakfast Club 8.00- 8.30am	<b>£250.00</b>	<b>per term</b>
5 DAYS After school Club 3.00 to 4.00pm	<b>£500.00</b>	<b>per term</b>
5 DAYS Extended Club 4.00 to 5.00pm	<b>£500.00</b>	<b>per term</b>
<b>Holiday Club</b> is available from 8am to 4pm in each holiday		
Age 1 = <b>£ 25.00</b> per session	Age 2 = <b>£ 20.00</b> per session	Age 3 and above <b>£15.00</b> per session

**Sibling Discounts are as follows:-** 1<sup>st</sup> child normal fees; 2<sup>nd</sup> child 5.0% discount; 3<sup>rd</sup> child 10% discount.  
**Concessions are available for children of Harrow and John Lyon School Employees – please enquire**